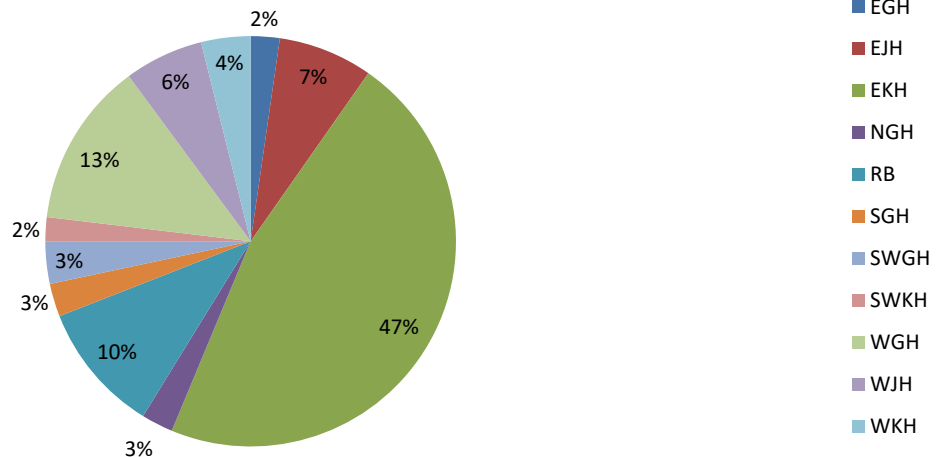


**DISTRICT WISE IPC CRIME REPORTED FROM THE MONTH OF JANUARY TO AUGUST 2020**

Slno	CRIME HEAD	EGH	EJH	EKH	NGH	RB	SGH	SWGK	SWKH	WGH	WJH	WKH	TOTAL
1	Murder	0	11	11	3	5	2	1	1	6	6	6	52
2	Attempt to commit Murder	2	1	8	2	6	3	1	0	7	1	5	36
3	Culpable Homicide not amounting to Murder	0	1	2	0	0	0	0	1	0	0	0	4
4	Rape	1	8	6	2	7	1	2	1	4	2	10	44
5	Attempt to commit Rape	0	2	2	0	3	0	2	0	3	2	2	16
6	Kidnapping & Abduction	1	6	18	2	2	2	7	1	20	4	4	67
7	Dacoity	1	3	1	1	1	1	2	0	4	3	0	17
8	Robbery	1	2	11	1	3	0	0	0	7	6	0	31
9	Criminal Trespass/Burglary	5	9	138	1	9	3	5	2	7	0	8	187
10	Theft	11	27	201	8	34	10	11	5	38	32	10	387
11	Riots	0	1	4	0	0	0	0	0	0	0	0	5
12	Criminal Breach of Trust	1	5	10	0	5	0	0	0	4	0	3	28
13	Cheating	1	13	101	2	24	3	0	0	20	4	1	169
14	Forgery	1	0	7	1	0	0	1	0	3	1	0	14
15	Counterfeiting	0	0	1	0	0	0	0	0	0	0	0	1
16	Arson	3	0	20	0	4	0	1	4	0	0	2	34
17	Grievous Hurt	1	1	23	0	19	1	3	2	5	8	3	66
18	Dowry Deaths	0	0	1	0	0	0	0	0	0	0	0	1
19	Assault on Women with intent to outrage her Modesty	2	2	30	2	3	0	5	1	3	2	2	52
20	Insult to the Modesty of Women	0	0	8	0	1	2	0	0	4	0	0	15
21	Cruelty by Husband or his Relatives	0	0	1	0	2	1	0	0	2	0	2	8
22	Causing Death by Negligence	3	8	20	1	9	0	4	0	5	3	2	55
23	Offences against State	0	0	0	0	0	0	0	0	0	0	0	0
24	Offences promoting enmity between different groups	0	0	2	0	0	0	0	1	7	0	0	10
25	Extortion	0	0	10	1	3	0	2	0	3	0	1	20
26	Human Trafficking	0	0	0	0	0	0	0	0	0	0	0	0
27	Unnatural Offence	0	0	2	0	0	0	0	0	0	0	0	2
28	Other IPC crimes	5	32	186	17	36	16	9	15	76	33	7	432
	<b>Total Cognizable IPC Crimes</b>	<b>41</b>	<b>134</b>	<b>838</b>	<b>45</b>	<b>185</b>	<b>47</b>	<b>60</b>	<b>34</b>	<b>234</b>	<b>112</b>	<b>70</b>	<b>1800</b>

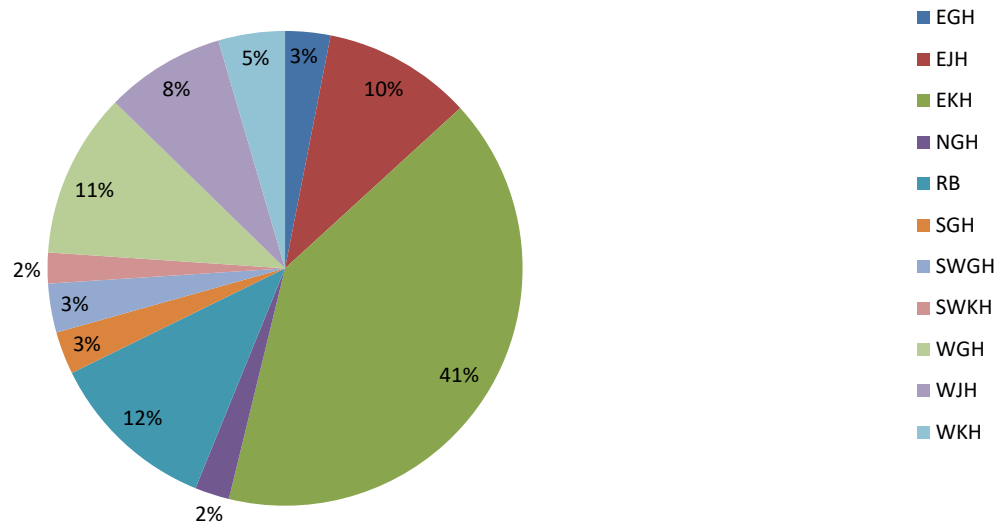
**TOTAL COGNIZABLE IPC CRIMES REPORTED**



**DISTRICT WISE SLL CRIME REPORTED FROM THE MONTH OF JANUARY TO AUGUST 2020**

S/no	CRIME HEAD	EGH	EJH	EKH	NGH	RB	SGH	SWGK	SWKH	WGH	WJH	WKH	Total
1	Arms Act, 1959	1	0	0	1	1	0	1	1	7	0	0	12
2	Narcotic Drugs & Psychotropic Substances Act, 1985	0	6	17	1	4	4	2	5	5	2	2	48
3	Gambling Act, 1867	0	0	0	0	0	0	0	0	1	0	0	1
4	Excise Act, 1944	0	2	0	1	0	0	0	0	0	0	0	3
5	Explosives Act 1884 & the Explosive Substances Act, 1884 & 1908	1	1	0	0	1	0	0	0	0	1	1	5
6	Immoral Traffic (Prevention) Act, 1956	0	0	0	0	0	0	0	0	0	0	0	0
7	Registration of Foreigners Act, 1939	0	0	0	0	0	0	0	0	0	0	0	0
8	Essential Commodities Act, 1955	0	0	0	0	0	1	0	0	0	0	0	1
9	Dowry Prohibition Act, 1961	0	0	0	0	0	0	0	0	0	0	0	0
10	Copyright Act, 1957	0	0	0	0	0	0	0	0	0	0	0	0
11	Information Tech. Act, 2000 (as amended by IT (Amendment) act, 2008)	16	0	45	3	12	0	1	0	0	0	5	82
12	Electricity Act, 2003	0	0	0	0	0	0	0	0	0	0	0	0
13	Unlawful Activities (Prevention) Act, 1967	0	1	0	0	0	1	0	0	0	0	0	2
14	Prevention of Damage to Public Property Act, 1984	0	0	0	0	1	1	0	4	0	0	0	6
15	Foreigners Act, 1946	0	2	1	0	0	0	1	0	2	3	0	9
16	Juvenile Justice (Care and Protection of Children) Act, 2000	0	0	0	0	2	0	0	0	0	0	0	2
17	Other SLL crimes	13	91	46	4	50	13	13	5	14	73	26	348
	<b>TOTAL COGNIZABLE SLL CRIMES</b>	<b>31</b>	<b>103</b>	<b>112</b>	<b>10</b>	<b>86</b>	<b>21</b>	<b>18</b>	<b>15</b>	<b>29</b>	<b>79</b>	<b>36</b>	<b>540</b>
	<b>TOTAL (IPC + SLL)</b>	<b>72</b>	<b>237</b>	<b>950</b>	<b>55</b>	<b>271</b>	<b>68</b>	<b>78</b>	<b>49</b>	<b>263</b>	<b>191</b>	<b>106</b>	<b>2340</b>

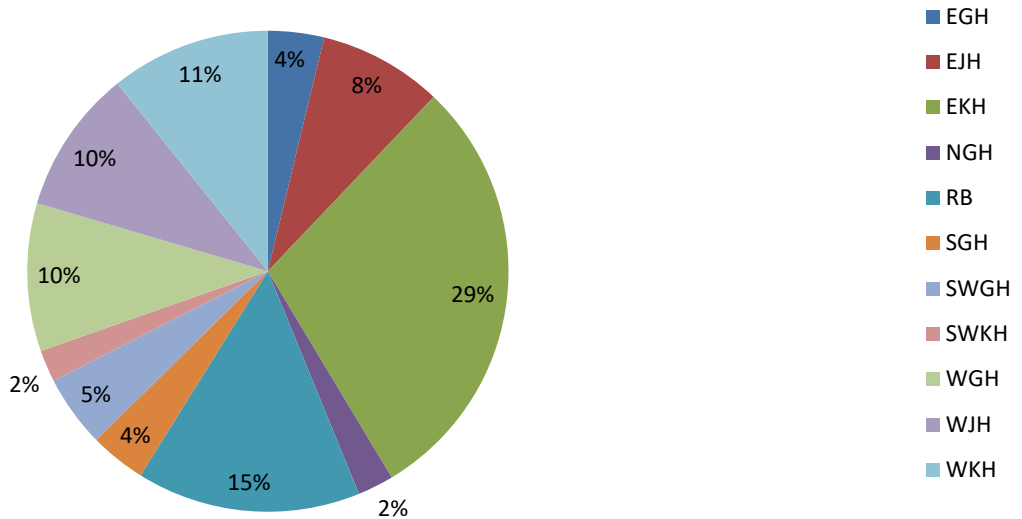
**TOTAL COGNIZABLE SSL CRIMES REPORTED**



**DISTRICT WISE CRIME AGAINST WOMEN FROM THE MONTH JANUARY TO AUGUST 2020**

Sno	CRIME HEAD	EGH	EJH	EKH	NGH	RB	SGH	SWGK	SWKH	WGH	WJH	WKH	Total
1	Rape	1	8	6	2	7	1	2	1	4	2	10	44
2	Attempt to commit Rape	0	2	2	0	3	0	2	0	3	2	2	16
3	Kidnapping & Abduction	0	3	12	0	0	0	2	0	2	0	0	19
4	Dowry Deaths	0	0	1	0	0	0	0	0	0	0	0	1
5	Assault on Women with intent to outrage her Modesty	2	2	30	2	3	0	5	1	3	2	2	52
6	Insult to the Modesty of Women	0	0	8	0	1	2	0	0	4	0	0	15
7	Cruelty by Husband or his Relatives	0	0	1	0	2	1	0	0	2	0	2	8
8	Importation of Girls from Foreign Country	0	0	0	0	0	0	0	0	0	0	0	0
9	Abetment to suicides of women	0	0	0	0	0	0	0	0	0	0	0	0
10	Dowry Prohibition Act, 1961	0	0	0	0	0	0	0	0	0	0	0	0
11	Indecent Representation of Women (Prohibition) Act, 1986	0	0	0	0	0	0	0	0	0	0	0	0
12	Protection of Children from Sexual Offences Act 2012	11	13	44	5	37	10	7	5	12	28	22	194
13	Protection of Women from Domestic Violence Act, 2005	0	0	0	0	0	0	0	0	0	0	0	0
14	Immoral Traffic (Prevention) Act (Women Cases only)	0	0	0	0	0	0	0	0	0	0	0	0
15	Total Crimes against Women	14	28	104	9	53	14	18	7	30	34	38	349
1	Murder	0	2	0	0	1	0	0	0	1	1	1	6
2	Attempt to commit Murder	0	0	2	0	0	0	0	0	1	1	1	5
3	Culpable Homicide not amounting to Murder	0	0	1	0	0	0	0	0	0	0	0	1
4	Attempt to commit Culpable Homicide	0	0	0	0	0	0	0	0	0	0	0	0
5	Grievous Hurt	0	0	0	0	0	0	0	1	0	0	0	1
6	Deaths caused by act done with intent to cause miscarriage	0	0	0	0	0	0	0	0	0	0	0	0
7	Causing miscarriage without women's consent	0	0	0	0	0	0	0	0	0	0	0	0
8	Dacoity	0	0	0	0	0	0	0	0	0	0	0	0
9	Robbery	0	0	2	0	0	0	0	0	0	0	0	2
10	Arson	0	0	0	0	0	0	0	0	0	0	0	0
11	Human Trafficking	0	0	0	0	0	0	0	0	0	0	0	0
12	Un-natural Offences	0	0	0	0	0	0	0	0	0	0	0	0
13	Other IPC crimes against women	0	1	0	0	2	0	0	0	4	0	0	7
14	Other SLL Crimes against women	0	0	0	0	0	0	0	0	1	0	0	1
15	Total Crimes in which Women was Victim	0	3	5	0	3	0	0	1	7	2	2	23
16	Total Crimes Against Women (Part-I + Part-II)	14	31	109	9	56	14	18	8	37	36	40	372

**TOTAL CRIME REPORTED AGAINST WOMEN**



**DISTRICT WISE CRIME AGAINST CHILDREN FROM THE MONTH JANUARY TO AUGUST 2020**

	CRIME HEAD	EGH	EJH	EKH	NGH	RB	SGH	SWGK	SWKH	WGH	WJH	WKH	Total
1	Murder	0	0	0	0	0	0	0	0	0	1	0	1
2	Infanticide	0	0	1	0	0	0	0	0	0	0	0	1
3	Kidnapping & Abduction	1	4	10	0	3	0	3	0	11	3	0	35
4	Foeticide	0	0	0	0	0	0	0	0	0	0	0	0
5	Abetment of suicide of child	0	0	0	0	0	0	0	0	0	0	0	0
6	Exposure and Abandonment	0	0	1	0	0	0	0	0	0	0	0	1
7	Procuration of minor girls	0	0	3	0	0	1	0	0	1	0	0	5
8	Importation of Girls from Foreign Country	0	0	0	0	0	0	0	0	0	0	0	0
9	Buying of minors for prostitution	0	0	0	0	0	0	0	0	0	0	0	0
10	Selling of minors for prostitution	0	0	0	0	0	0	0	0	0	0	0	0
11	Prohibition of Child Marriage Act, 2006	0	0	0	0	0	0	0	0	0	0	0	0
12	Transplantation of Human Organs Act, 1994 (for persons below 18 years of age)	0	0	0	0	0	0	0	0	0	0	0	0
13	Child Labour (Prohibition & Regulation) Act, 1986	0	0	0	0	0	0	0	0	0	0	0	0
14	Immoral Traffic (Prevention) Act, 1956	0	0	0	0	0	0	0	0	0	0	0	0
15	Juveniles Justice (Care and Protection of Children) Act, 2000	0	0	0	0	2	0	0	0	0	0	0	2
16	Protection of Children from Sexual Offences Act 2012	11	15	45	5	37	10	7	5	12	28	22	197
17	Attempt to Murder	0	0	0	0	0	0	0	0	0	0	0	0
18	Unnatural Offences	0	0	0	0	0	0	0	0	0	0	0	0
19	Human Trafficking	0	0	0	0	0	0	0	0	0	0	0	0
20	Other crimes committed against children	0	2	2	0	1	0	0	0	0	0	0	5
21	<b>TOTAL CRIMES AGAINST CHILDREN</b>	<b>12</b>	<b>21</b>	<b>62</b>	<b>5</b>	<b>43</b>	<b>11</b>	<b>10</b>	<b>5</b>	<b>24</b>	<b>32</b>	<b>22</b>	<b>247</b>

**TOTAL CRIME REPORTED AGAINST CHILDREN**

