

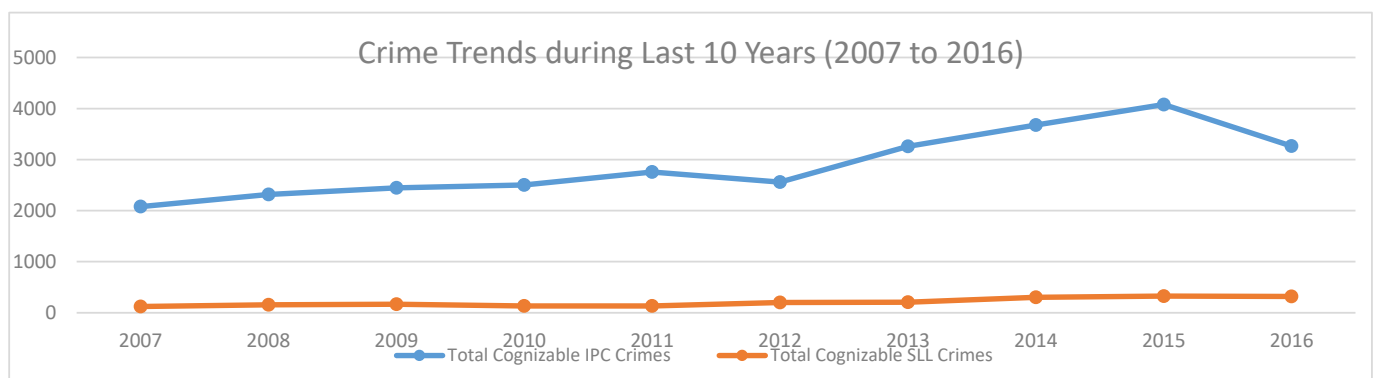
Year-wise Cognizable Crimes (under IPC) Reported in Meghalaya during the years 2007 to 2016

Sl No.	Crime Head	2007	2008	2009	2010	2011	2012	2013	2014	2015	2016
1	Murder	114	126	128	134	170	137	166	159	149	108
2	Attempt to Commit Murder	49	55	39	60	51	63	111	115	113	83
3	Culpable Homicide not Amounting to Murder	8	6	12	8	3	8	19	12	3	5
4	Rape	82	88	112	149	130	164	183	118	93	190
5	Attempt to Commit Rape								26	23	15
6	Kidnapping & Abduction	52	56	56	71	87	92	139	179	212	156
7	Dacoity	55	63	64	42	49	52	51	56	41	31
8	Robbery	56	65	67	67	63	46	68	97	89	87
9	Criminal Trespass/Burglary	203	168	147	166	145	145	187	146	212	219
10	Theft	500	669	545	664	696	543	617	857	820	871
11	Riots	33	8	18	7	8	0	13	8	1	1
12	Criminal Breach of Trust	17	32	26	37	52	44	98	61	48	63
13	Cheating	164	104	113	98	166	108	122	172	194	197
14	Forgery								40	52	55
15	Counterfeiting	12	10	9	4	13	13	18	10	2	9
16	Arson	36	28	54	52	34	61	127	38	34	29
17	Grievous Hurt	124	204	207	154	197	157	276	153	123	113
18	Dowry Deaths	2	2	0	0	1	1	2	1	1	0
19	Assault on Women with Intent to Outrage her Modesty	45	54	72	48	74	43	98	105	95	68
20	Insult to the Modesty of Women	1	4	1	0	1	0	0	54	20	17
21	Cruelty by Husband or his Relatives	19	32	24	24	21	16	23	42	44	26
22	Importation of Girls from Foreign Country	0	0	1	0	3	0	0	0	0	0
23	Causing Death by Negligence	68	64	72	53	90	102	129	148	136	114
	Causing Injuries under Rash Driving								92	141	144
24	Offences Against State								32	20	42
25	Extortion								135	174	105
26	Human Trafficking (Section 370 & 370A IPC)								0	0	1
27	Unnatural Offences								0	2	0
28	Other IPC Crimes	439	480	681	667	701	762	812	823	1237	617
29	Total Cognizable IPC Crimes	2079	2318	2448	2505	2755	2557	3259	3679	4079	3366

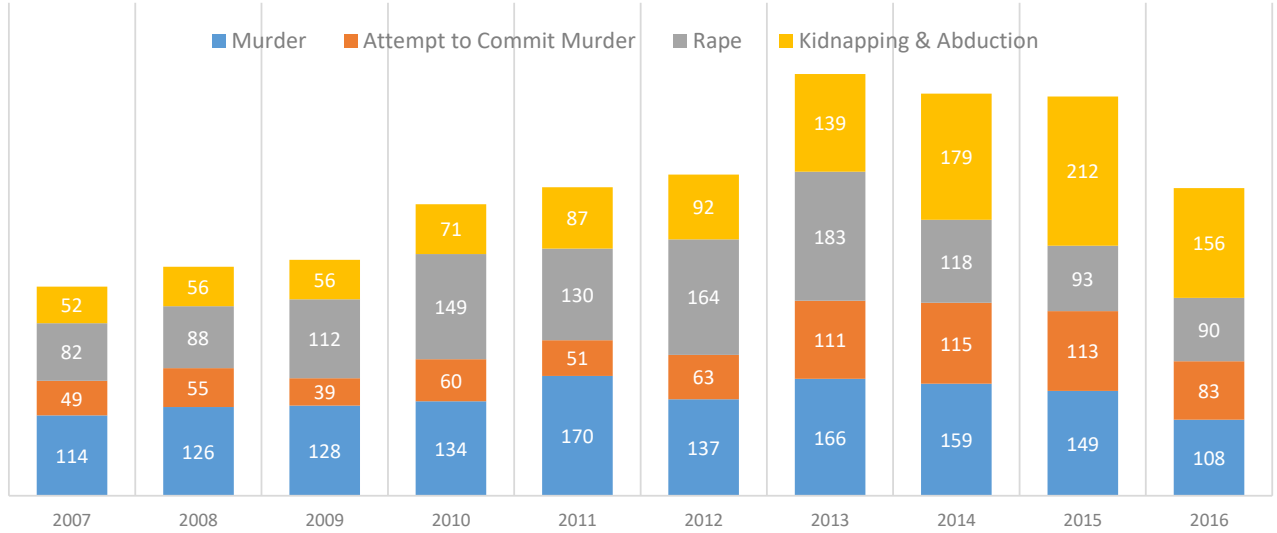
Note : Crime head SL. No. 4 - for the year 2016 data of Rape cases including Child Rape (POCSO Act. Sec. 4 & 6)

Year-wise Cognizable Crimes (under Local & Spl. Laws) Reported in Meghalaya during the years 2007 to 2016

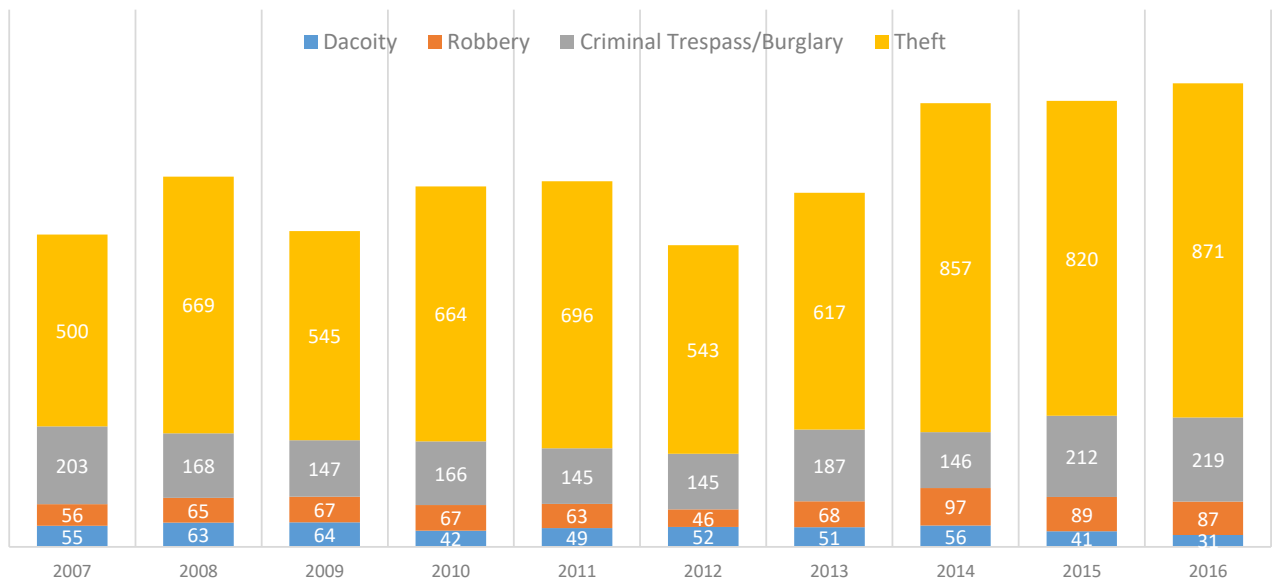
Sl No.	Crime Head	2007	2008	2009	2010	2011	2012	2013	2014	2015	2016
1	Arms Act, 1959	32	32	48	30	29	20	26	59	40	28
2	Narcotic Drugs & Psychotropic Substances Act, 1985	15	10	19	8	12	17	32	26	30	47
3	Gambling Act, 1867	27	32	14	8	5	13	16	9	4	3
4	Excise Act, 1944	7	17	0	5	0	0	2	10	2	0
5	Explosives and Explosive Substances Act	10	7	13	8	11	3	4	11	4	15
6	Immoral Traffic (Prevention) Act, 1956	1	3	1	3	2	7	4	6	2	2
7	Essential Commodities Act, 1955	6	6	4	21	6	8	10	9	3	2
8	Dowry Prohibition Act, 1961	0	0	0	0	0	0	0	1	0	0
9	Copyright Act, 1957	6	0	1	0	3	1	2	3	2	0
10	Forest Act, 1927	0	1	0	1	0	0	0	0	0	0
11	Information Technology Act, 2000								47	45	39
12	Electricity Act, 2003								2	2	1
13	Unlawful Activities (Prevention) Act, 1967								7	10	5
14	Prevention of Damage to Public Property Act, 1984								9	2	4
15	Foreigners Act, 1946	13	30	32	33	33	73	51	42	33	21
16	Juvenile Justice (Care & Protection of Children) Act, 2000								0	0	4
17	Other SLL Crimes	6	19	35	18	31	62	62	63	148	45
18	Total Cognizable SLL Crimes	123	157	167	135	132	204	209	304	327	216
19	Total Cognizable Crimes (IPC + SLL)	2202	2475	2615	2640	2887	2761	3468	3983	4406	3582



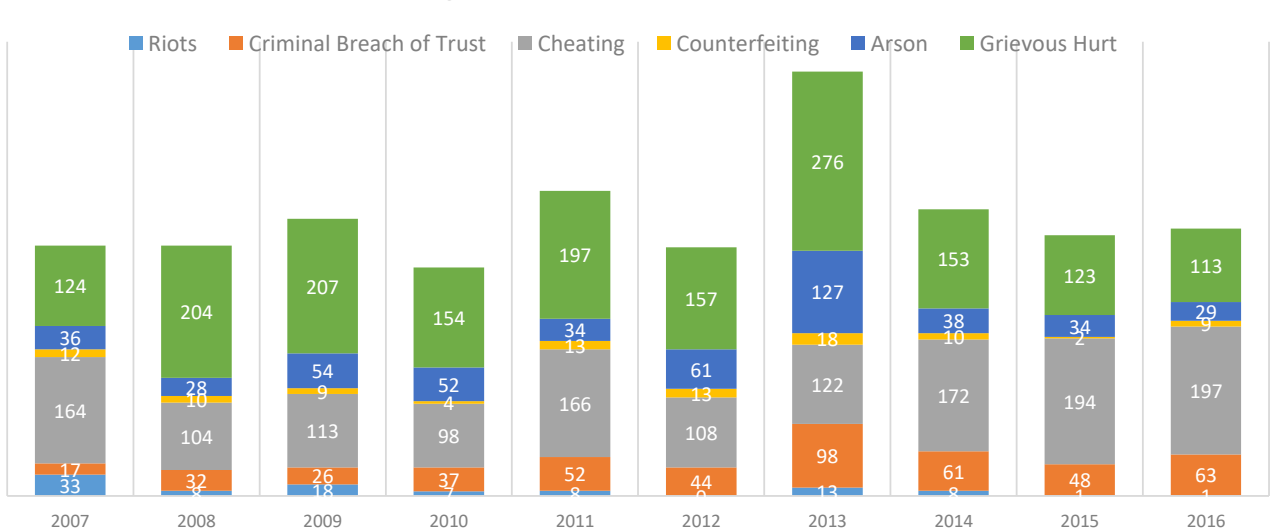
year-wise Crime Chart



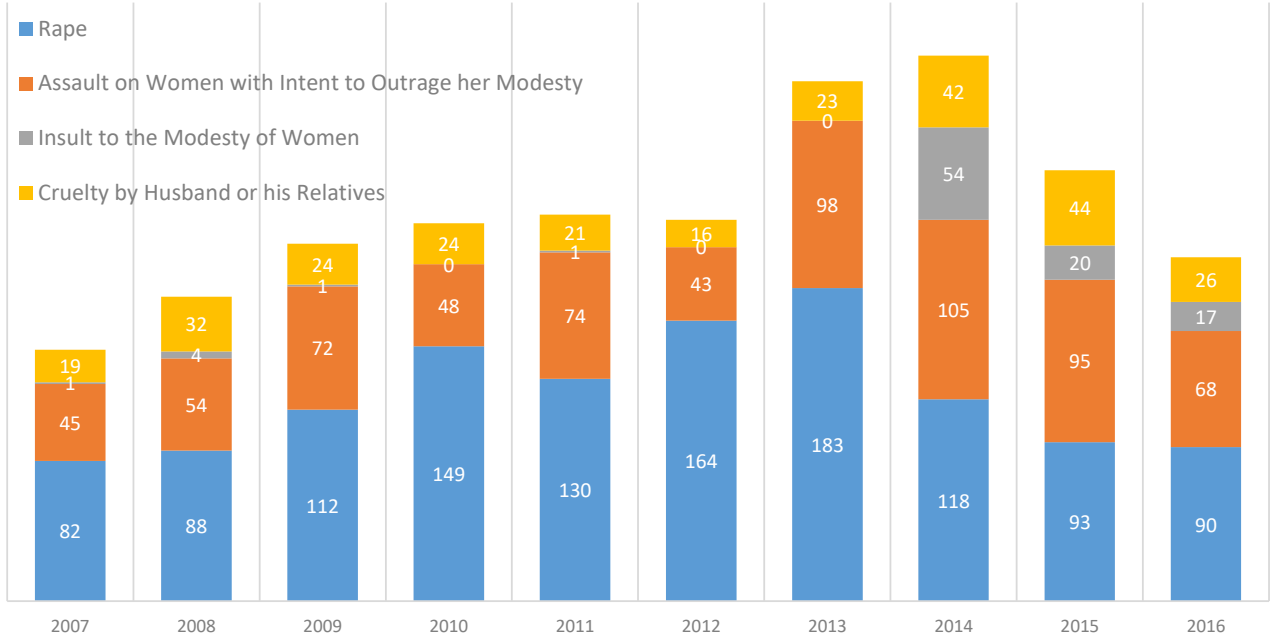
year-wise Crime Chart



year-wise Crime Chart



year-wise Crime Chart



year-wise Crime Chart

